





500 West Big Beaver  
Troy, MI 48084  
troymi.gov

P-02a

## CITY COUNCIL AGENDA ITEM

Date: April 5, 2019

To: Mark F. Miller, City Manager

From: Randy McClure, Building Official, SAFEbuilt   
Mitch Grusnick, City Building Official 

Subject: Building Department Activity Report –March, 2019

---

The following attachment contains a summary of permit activity and project valuation for the Building Inspection Department comparing March, 2018 to March, 2019. Valuations have tapered slightly from last year while inspections and permits have tapered slightly probably due to extreme weather conditions and a slight slowing of the economy.

A total of 641 building, plumbing, electrical and mechanical related permits have been issued for this month compared to 722 during the same time frame in 2018.

Year to date project valuations throughout March, 2019 are at \$35,679,583.00. In comparison, building related permits had a valuation of \$54,183,996.00 during the same period in 2018.

Our inspectors performed 1,353 trade inspections for the month of March, 2019 compared to 1,319 for the month of March, 2018. Inspections counts are down slightly for this time of year.

As you can see by the above numbers, 2019 looks to be slightly down from this time last year but inspection totals, permit totals and construction valuation should start to increase when weather conditions permit.

### Attachments:

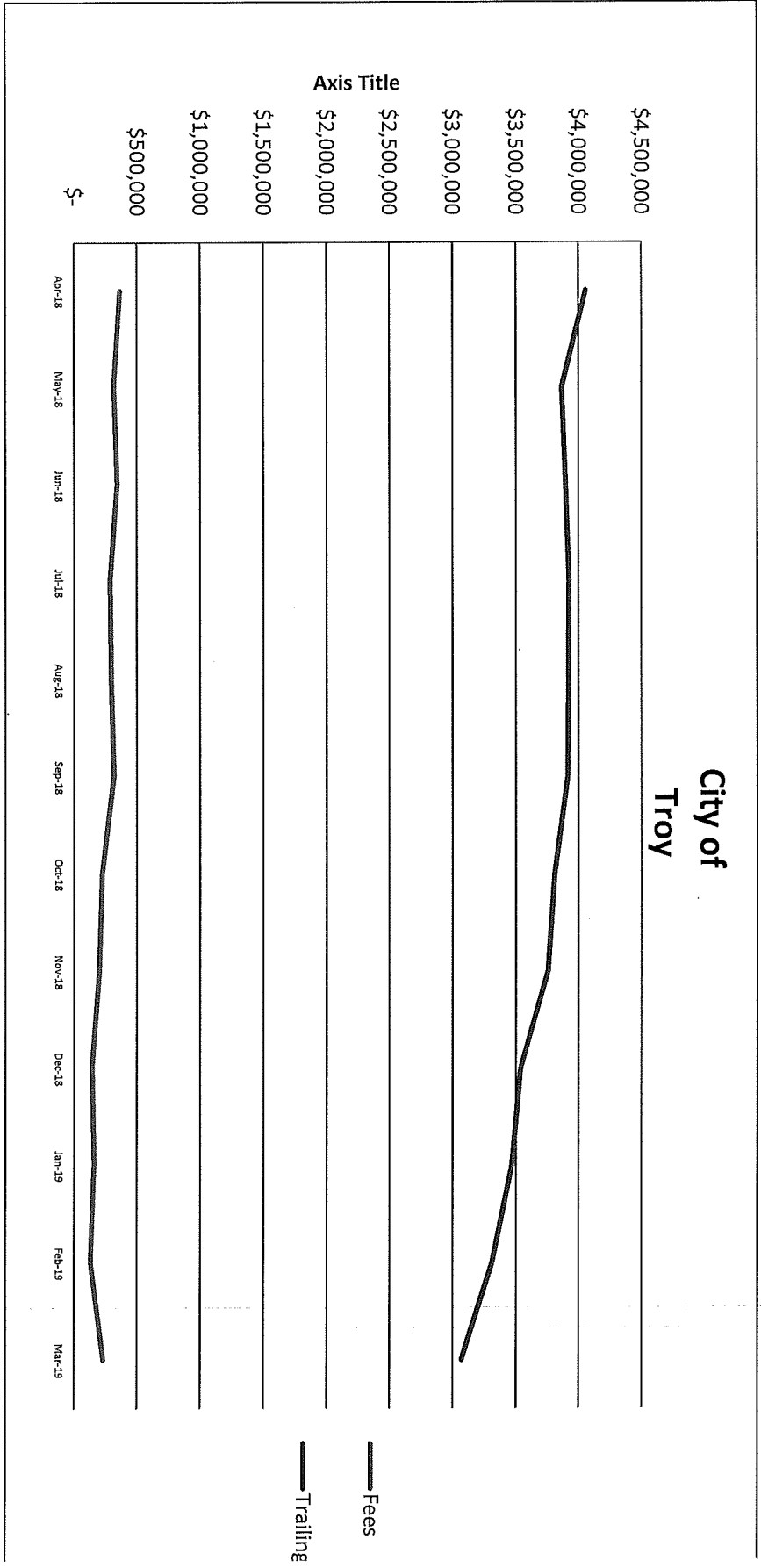
1. Building Department Activity Report

Preparer of memo\File name\File location

## BUILDING PERMITS ISSUED

	BUILDING PERMITS 2018		BUILDING PERMIT REVENUE 2018		PERMITS 2019		VALUATION 2019		PERMIT REVENUE 2019	
	PERMITS	VALUATION	REVENUE		PERMITS	VALUATION	REVENUE		PERMIT REVENUE	
JANUARY	175	\$ 8,950,530.00	\$ 232,358.78		165	\$ 9,095,467.00	\$164,087.91			
FEBRUARY	186	\$ 15,289,886.00	\$ 293,125.14		121	\$ 8,276,080.00	\$136,025.41			
MARCH	180	\$ 29,943,580.00	\$ 476,442.87		190	\$ 18,308,036.00	\$235,048.55			
APRIL	289	\$ 17,662,761.00	\$ 369,274.01		0	\$ -				
MAY	277	\$ 13,981,818.00	\$ 319,372.17		0	\$ -				
JUNE	199	\$ 10,889,634.00	\$ 346,271.13		0	\$ -				
JULY	321	\$ 16,638,307.00	\$ 291,018.93		0	\$ -				
AUGUST	320	\$ 15,151,979.00	\$ 300,590.61		0	\$ -				
SEPTEMBER	228	\$ 10,360,125.00	\$ 321,496.07		0	\$ -				
OCTOBER	232	\$ 10,982,249.00	\$ 231,847.21		0	\$ -				
NOVEMBER	195	\$ 9,800,651.00	\$ 209,048.83		0	\$ -				
DECEMBER	155	\$ 29,267,799.00	\$ 148,834.25		0	\$ -				
<b>TOTAL</b>	<b>2757</b>	<b>\$188,919,319.00</b>	<b>\$3,539,680.00</b>		<b>476</b>	<b>\$35,679,583.00</b>	<b>\$535,161.87</b>			

# City of Troy



Month	Fees	Trailing 12
Apr-18	\$ 369,274	\$ 4,058,739
May-18	\$ 319,372	\$ 3,865,867
Jun-18	\$ 346,271	\$ 3,898,542
Jul-18	\$ 291,019	\$ 3,924,925
Aug-18	\$ 300,591	\$ 3,921,332
Sep-18	\$ 321,496	\$ 3,917,264
Oct-18	\$ 231,847	\$ 3,812,942
Nov-18	\$ 209,049	\$ 3,759,138
Dec-18	\$ 148,834	\$ 3,539,680
Jan-19	\$ 164,088	\$ 3,471,409
Feb-19	\$ 136,025	\$ 3,314,309
Mar-19	\$ 235,049	\$ 3,072,915
Apr-19	\$ -	\$ 2,703,641
May-19	\$ -	\$ 2,384,269
Jun-19	\$ -	\$ 2,037,998
Jul-19	\$ -	\$ 1,746,979
Aug-19	\$ -	\$ 1,446,388
Sep-19	\$ -	\$ 1,124,892
Oct-19	\$ -	\$ 893,045
Nov-19	\$ -	\$ 683,996
Dec-19	\$ -	\$ 535,162
YTD Total	\$ 535,162	
Total	\$ 25,358,334	